
























Laser Radial



Overall Results

Rank	Nat	SailNo	Helm	R1	R2	R3	R4	R5	R6	R7	R8	M	Total	Nett
1st	GBR	184298	CLARK Penny	6.0	3.0	4.0	5.0	1.0	7.0	4.0	1.0	4.0	49.0	31.0
2nd	GBR	187717	BALDWIN Laura	5.0	4.0	3.0	2.0	2.0	2.0	8.0	13.0	6.0	45.0	32.0
3rd	GBR	189099	VICKERS Lizzie	2.0	1.0	2.0	3.0	7.0	3.0	9.0	7.0	14.0	48.0	39.0
4th	SWE	184015	SÖDERSTRÖM Karin	4.0	5.0	8.0	19.0	6.0	12.0	1.0	6.0	8.0	69.0	50.0
5th	GBR	183239	JESSOP David	1.0	14.0	1.0	1.0	4.0	6.0	23.0	8.0	2.0	101.0	52.0
6th	FIN	184712	MULTALA Sari	3.0	17.0	5.0	4.0	10.0	5.0	10.0	12.0	10.0	76.0	59.0
7th	SUI	187535	MEYER Corinne	16.0	2.0	4.0	15.0	3.0	9.0	3.0	25.0	12.0	89.0	64.0
8th	GBR	189071	DOBSON Charlotte	18.0	28.0	6.0	12.0	22.0	1.0	7.0	5.0	16.0	115.0	87.0
9th	GBR	183496	GARNER Philip	9.0	10.0	7.0	9.0	5.0	28.0	14.0	28.0	18.0	128.0	100.0
10th	GBR	185625	YOUNG Alison	25.0	13.0	11.0	10.0	18.0	18.0	6.0	23.0	20.0	144.0	119.0
11th	FRA	189513	BRAIN Solenne	7.0	8.0	20.0	7.0	17.0	16.0	16.0	18.0	6.0	156.0	107.0
12th	GBR	187491	SPENCER James	17.0	12.0	9.0	17.0	16.0	32.0	30.0	11.0	4.0	148.0	116.0
13th	GBR	188411	BREWSTER Andrea	15.0	7.0	12.0	14.0	29.0	30.0	22.0	10.0	16.0	155.0	125.0
14th	GBR	189362	EVANS Martin	11.0	DNF	15.0	6.0	8.0	41.0	15.0	30.0	1.0	176.0	127.0
15th	IRL	189210	HANNA Debbie	23.0	16.0	13.0	16.0	26.0	21.0	25.0	3.0	18.0	161.0	135.0
16th	GBR	188304	WILLIAMS Sarah	8.0	6.0	24.0	31.0	24.0	13.0	26.0	27.0	11.0	170.0	139.0
17th	GBR	190801	POYNER Charlie	21.0	23.0	14.0	29.0	11.0	10.0	28.0	20.0	12.0	168.0	139.0
18th	GBR	178751	CORNTHWAITE Jak	14.0	8.0	11.0	8.0	12.0	43.0	21.0	36.0	2.0	188.0	144.0
19th	GBR	190810	WILLIS Tom	20.0	31.0	16.0	DNF	13.0	17.0	18.0	24.0	5.0	193.0	144.0
20th	GBR	189364	CHAPMAN Rosie	10.0	19.0	29.0	21.0	28.0	22.0	31.0	17.0	3.0	180.0	149.0
21st	GBR	189355	ROBINSON Max	31.0	34.0	17.0	25.0	15.0	20.0	27.0	2.0	14.0	185.0	151.0
22nd	GBR	185711	HOLMES Robert	13.0	9.0	27.0	20.0	23.0	38.0	29.0	22.0	9.0	190.0	152.0
23rd	GER	188489	GOLTZ Franziska	24.0	11.0	23.0	24.0	14.0	8.0	43.0	8.0	DNF	204.0	155.0
24th	GBR	190565	MARTIN Chloe	27.0	30.0	33.0	26.0	DNF	15.0	5.0	4.0	19.0	208.0	159.0
25th	GBR	183308	CARPENTER David	19.0	18.0	22.0	13.0	19.0	29.0	39.0	41.0	7.0	207.0	166.0
26th	IRL	188344	PEELO Ciara	29.0	20.0	25.0	33.0	27.0	11.0	12.0	9.0	8.0	215.0	166.0
27th	GER	188817	FASSELT Lisa	12.0	22.0	21.0	31.0	25.0	25.0	34.0	14.0	17.0	204.0	170.0

28th		1905 186917	MURPHY Annalise	30.0	DNC	10.0	11.0	20.0	35.0	19.0	42.0	8.0	224.0	175.0
29th		182216	DORAN Simon	26.0	15.0	RAF	22.0	30.0	23.0	20.0	21.0	20.0	226.0	177.0
30th		173086	McLAVERTY Aidan	DNC	DNC	19.0	18.0	9.0	4.0	40.0	BFD	10.0	247.0	198.0
31st		189050	BRIEN TIFFANY	28.0	24.0	36.0	32.0	36.0	24.0	24.0	16.0	21.0	241.0	205.0
32nd		175709	BROWN Andrew	40.0	25.0	37.0	28.0	33.0	14.0	38.0	19.0	13.0	247.0	207.0
33rd		188831	ISHIKAWA Ayumi	37.0	36.0	30.0	27.0	37.0	19.0	13.0	15.0	OCS	263.0	214.0
34th		184766	RUSSELL Suzy	36.0	39.0	32.0	23.0	21.0	34.0	32.0	34.0	15.0	266.0	227.0
35th		190583	MURPHY Claudine	22.0	21.0	31.0	30.0	31.0	31.0	41.0	BFD	23.0	279.0	230.0
36th		172144	MCVEIGH Oscar	33.0	32.0	40.0	39.0	42.0	26.0	2.0	32.0	31.0	277.0	235.0
37th		185220	KEATES Duncan	32.0	33.0	26.0	35.0	32.0	36.0	17.0	39.0	27.0	277.0	238.0
38th		172804	ELSEY Robin	35.0	27.0	39.0	40.0	34.0	33.0	33.0	26.0	25.0	292.0	252.0
39th		186404	MCKEEMAN Sophie	46.0	38.0	43.0	43.0	41.0	27.0	11.0	29.0	29.0	307.0	261.0
40th		185597	HAND George	41.0	29.0	34.0	36.0	35.0	37.0	37.0	31.0	26.0	306.0	265.0
41st		185305	SMITH Cameron	38.0	26.0	28.0	41.0	38.0	44.0	36.0	38.0	22.0	311.0	267.0
42nd		189606	SLATER Ben	43.0	37.0	42.0	38.0	DNC	40.0	44.0	35.0	28.0	356.0	307.0
43rd		190710	DIAMOND Hannah	42.0	35.0	RDGb	RDGb	RDGb	RDGb	RDGb	RDGb	DNC	357.0	308.0
44th		182549	KILBURN Jack	34.0	DNC	38.0	37.0	39.0	42.0	DNE	DNC	24.0	361.0	312.0
45th		190803	BUTTERFIELD Sarah	45.0	40.0	41.0	42.0	43.0	45.0	42.0	37.0	30.0	365.0	320.0
46th		171783	SARGENT Kate	47.0	DNC	DNC	DNC	DNC	39.0	35.0	33.0	32.0	382.0	333.0
47th		174442	TERRY Shane	39.0	DNC	35.0	44.0	40.0	46.0	45.0	40.0	DNC	387.0	338.0
48th		176362	MARRIOTT Rebecca	44.0	DNF	DNF	DNF	DNF	DNC	DNC	DNC	DNC	436.0	387.0

Scoring codes used

Code	Description	Points
BFD	Black flag disqualification under rule 30.3	49
DNC	Did not come to the starting area	49
DNE	Disqualification (other than DGM) not excludable under rule 88.3(b)	49
DNF	Started but did not finish	49
OCS	On course side at start or broke rule 30.1	49
RAF	Retired after finishing	49
RDGb	Redress - average points for all races preceeding the race in question	38.5

